RUV



Edge of graphics

Centerlines

file format: vector
colours: in one color
formats: PDF, EPS, AI, CDR

The pink outline the maximum size of graphic visible on the product.
The blue dash line indicates the center line of the left, right and middle side of object.

RS



Edge of graphics

Centerlines

file format: vector
colours: in one color
formats: PDF, EPS, AI, CDR

The pink outline the maximum size of graphic visible on the product.
The blue dash line indicates the center line of the left, right and middle side of object.

ER2



Edge of graphics

Centerlines

file format: vector
colours: in one color
formats: PDF, EPS, AI, CDR

The pink outline the maximum size of graphic visible on the product.
The blue dash line indicates the center line of the left, right and middle side of object.

ER1



Edge of graphics

Centerlines

file format: vector
colours: in one color
formats: PDF, EPS, AI, CDR

The pink outline the maximum size of graphic visible on the product.
The blue dash line indicates the center line of the left, right and middle side of object.

C



Edge of graphics

Centerlines

file format: vector
colours: in one color
formats: PDF, EPS, AI, CDR

The pink outline the maximum size of graphic visible on the product.
The blue dash line indicates the center line of the left, right and middle side of object.

DO



Margin

Edge of product

Bleed limit 3-3 mm (background must fill it)

resolution: min. 300 DPI
colours: CMYK
formats: TIFF, PDF, EPS, AI, CDR

The green line indicates the area all non-background object-texts, logos, etc.
The pink outline the maximum size of graphic visible on the product.
The black line indicates the size of the required graphics including bleed.