# DO

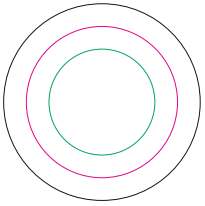

Margin

Edge of product

Bleed limit  3-3 mm (background must fill it)

resolution: min. 300 DPI
colours: CMYK
formats: TIFF, PDF, EPS, AI, CDR

The green line indicates the area all non-background object-texts, logos, etc.
The pink outline the maximum size of graphic visible on the product.
The black line indicates the size of the required graphics including bleed.

# Paperboard box



Margin

Edge of product

Bleed limit 3-3 mm (background must fill it)

Fold line

resolution: min. 300 DPI
colours: CMYK
formats: TIFF, PDF, EPS, AI, CDR

The green line indicates the area all non-background object-texts, logos, etc.
The pink outline the maximum size of graphic visible on the product.
The black line indicates the size of the required graphics including bleed.
The blue line indicates the folding.

# Kraft paperboard box

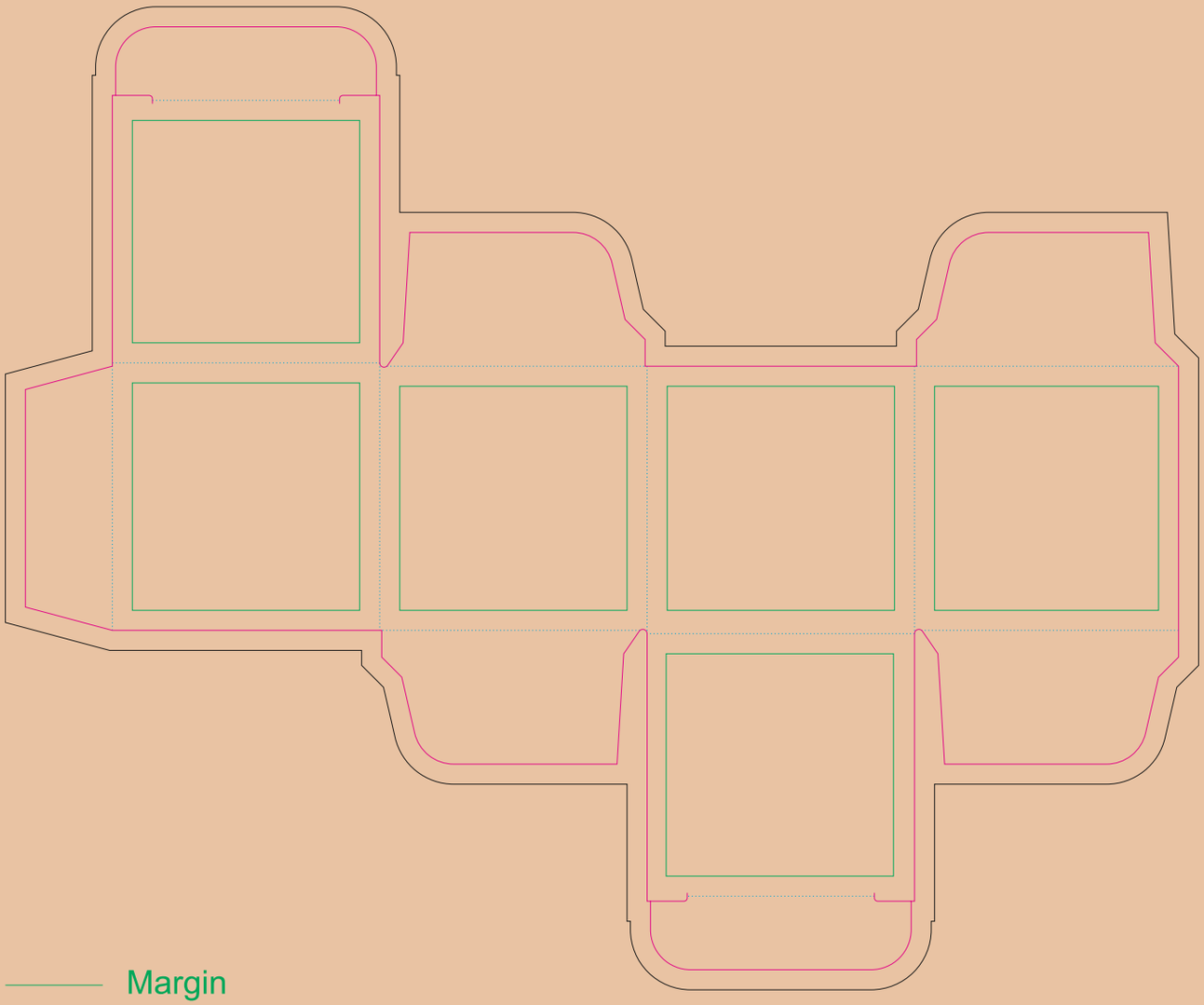

Margin

Edge of product

Bleed limit 3-3 mm (background must fill it)

Fold line

resolution: min. 300 DPI
colours: CMYK
formats: TIFF, PDF, EPS, AI, CDR

The green line indicates the area all non-background object-texts, logos, etc.
The pink outline the maximum size of graphic visible on the product.
The black line indicates the size of the required graphics including bleed.
The blue line indicates the folding.

# Paper Sleeve

**The size of the paper sleeve is for reference only as product packaging size may vary.**

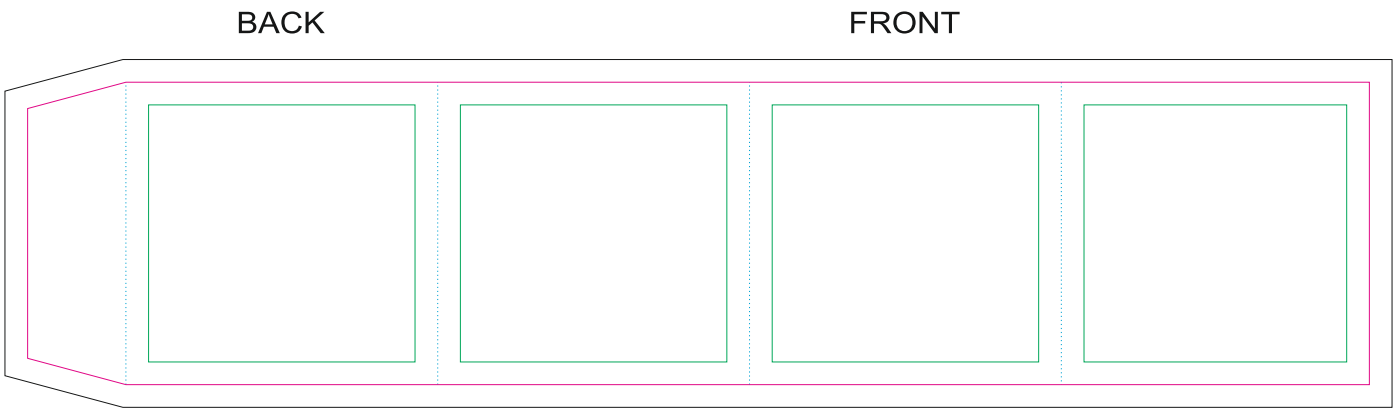


Margin

Edge of product

Bleed limit 3-3 mm (background must fill it)

Fold line

resolution: min. 300 DPI
colours: CMYK
formats: TIFF, PDF, EPS, AI, CDR

The green line indicates the area all non-background object-texts, logos, etc.
The pink outline the maximum size of graphic visible on the product.
The black line indicates the size of the required graphics including bleed.
The blue line indicates the folding.

# Kraft Paper Sleeve

**The size of the paper sleeve is for reference only as product packaging size may vary.**

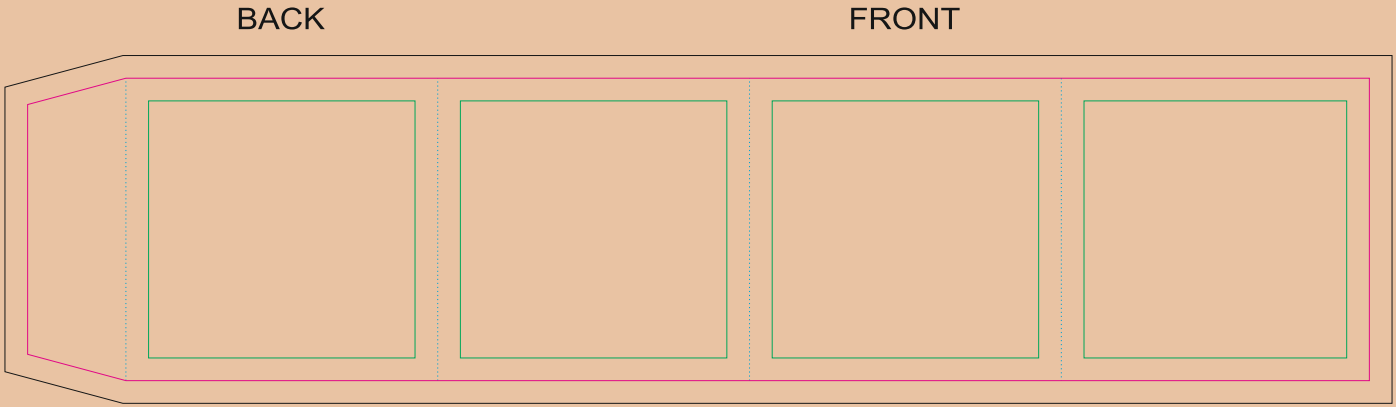


Margin

Edge of product

Bleed limit 3-3 mm (background must fill it)

Fold line

resolution: min. 300 DPI
colours: CMYK
formats: TIFF, PDF, EPS, AI, CDR

The green line indicates the area all non-background object-texts, logos, etc.
The pink outline the maximum size of graphic visible on the product.
The black line indicates the size of the required graphics including bleed.
The blue line indicates the folding.